

Anchor[®]

Nice menu



Menü



AnchorCrafts.com

f @anchorcrafting

Designed by Anchor Studio

Design No.: ANC0004-08

MEZ GmbH, 2019. All Rights Reserved.



ANC0004-08 Nice menu

Anchor Stranded Cotton No. 4635000-

Anchor Metallic No. 4316000-

Embroidery



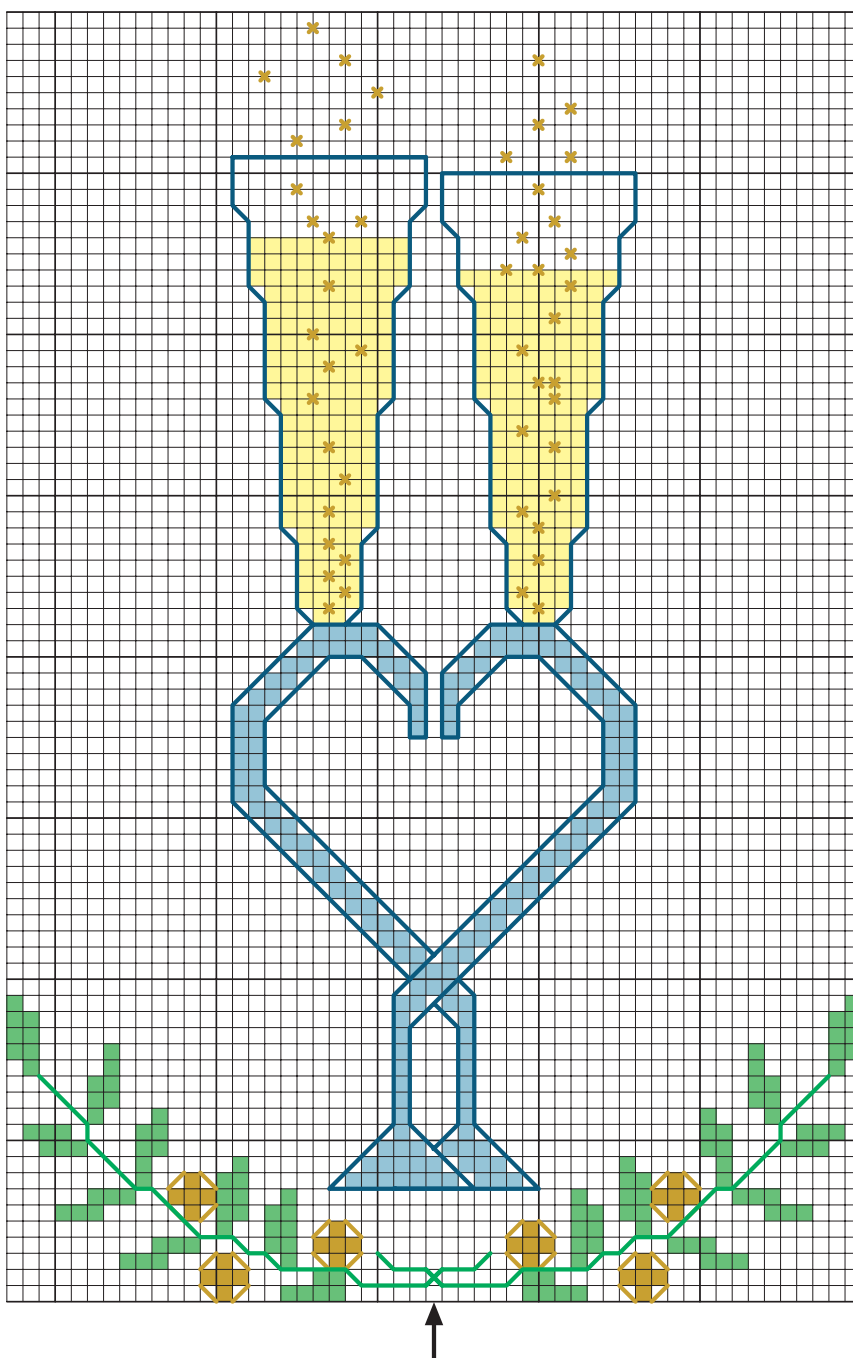
2 x 00225, 00228
1 x 00159, 00300, 00920, 01006, 01036

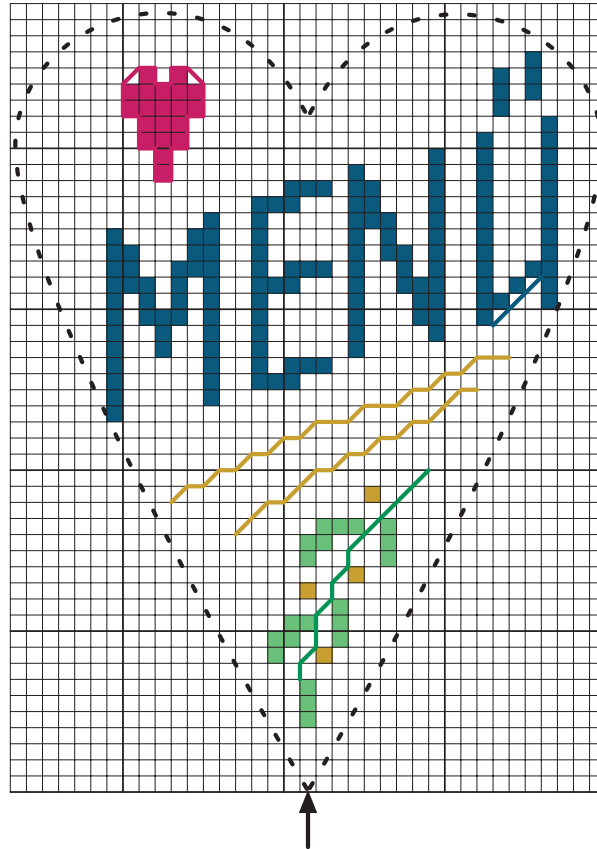
2 x 00300

Intermediate



Card with Heart: about 11 x 16 cm
Card with Champagne Glasses: about 21 x 14.5 cm





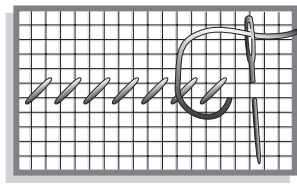
GENERAL RECOMMENDATIONS FOR THE PROJECTS

Fabric: We recommend an evenweave fabric for Cross Stitch, combined with a tapestry needle of corresponding size. For Freestyle embroidery either a very fine evenweave fabric or closely woven fabric for use with an embroidery/ crewel needle. Obviously needle sizes will depend on fabric.

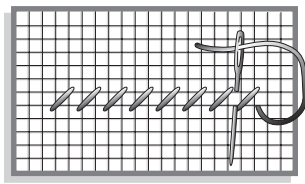
EMBROIDERY TIPS & TRICKS

Tip: Always work Cross Stitch with a tapestry needle. Always work Cross Stitch first, then Back Stitch and Straight Stitch. Each square on the chart represents one Cross Stitch. The lines/strokes represent Back Stitches.

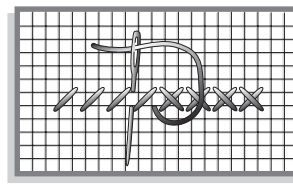
USED STICHES



Step 1

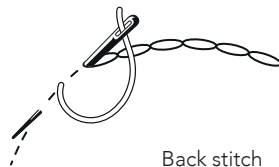
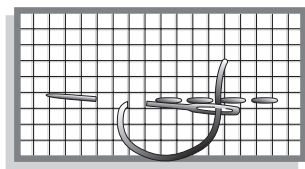
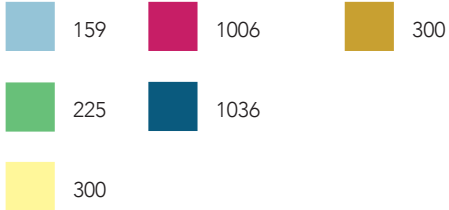


Step 2



Step 3

Cross stitch



Back stitch

